



How to create a shortcut to SmartGolf on your iPhone home screen.

- Open the **SmartGolf** link in your browser on your iPhone
- Tap the box with the arrow at the bottom of your screen (Fig.1)
- Tap **“Add to Home Screen”** (Fig.2)
- Tap **“Add”** (Fig. 3)
- The **“SmartGolf”** shortcut will now be on your home screen.

Fig.1

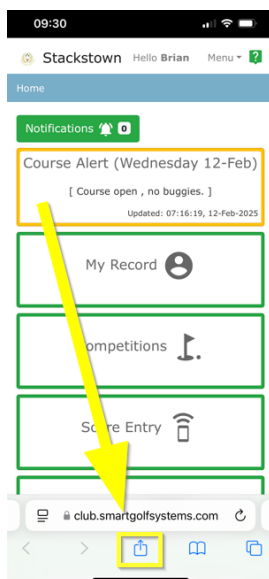


Fig.2

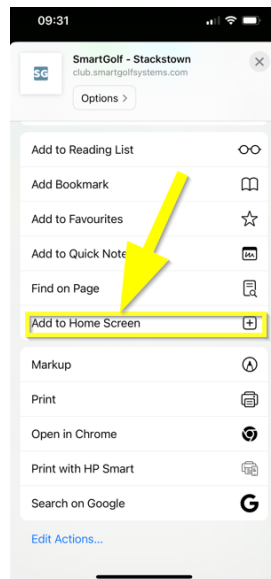


Fig.3

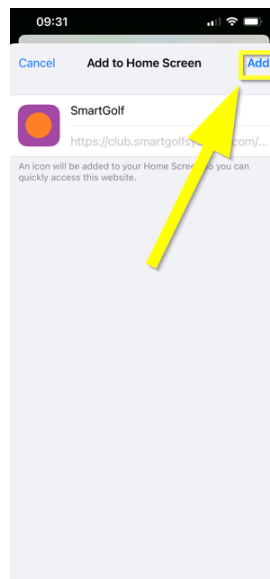



Fig.4





How to create a shortcut to SmartGolf on your Android home screen.

- Open the **SmartGolf** link in your browser on your Android Phone
- Tap on the “**3 dots**” on the top right of the Page (Fig. 1)
- Tap on “**Add to Home screen**” (Fig. 2)
- Tap on “**Install**” twice. (Fig. 3 & 4)
- The “**SmartGolf**” shortcut will now be on your home screen.(Fig.5)

Fig.1



Fig.2

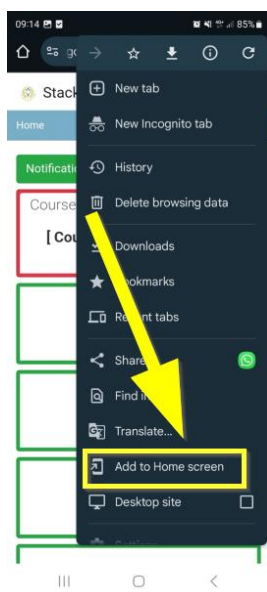


Fig.3

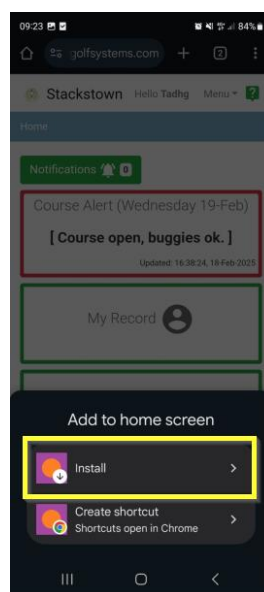


Fig.4

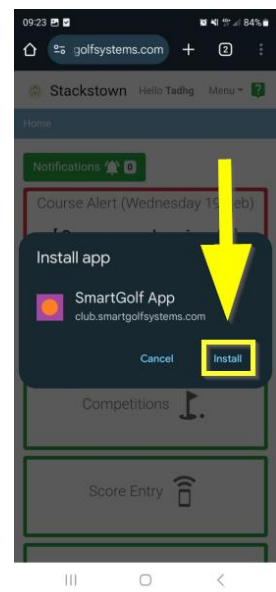


Fig.5

